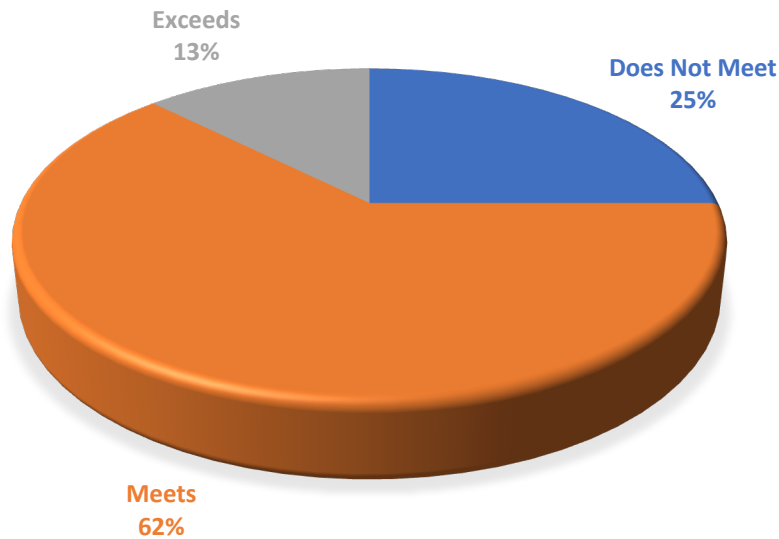


Educator Preparation Programs Completer Impact Data 2022

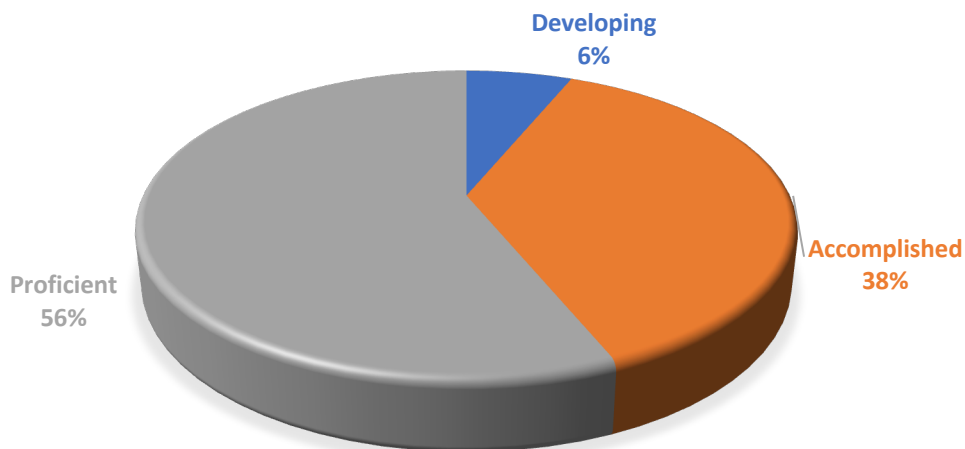
ACCOUNTABILITY MEASURE 1: Completer Effectiveness and Impact on P-12 Student Learning

Completer Impact on Student Growth: Ratings on EVAAS, 2019-2022



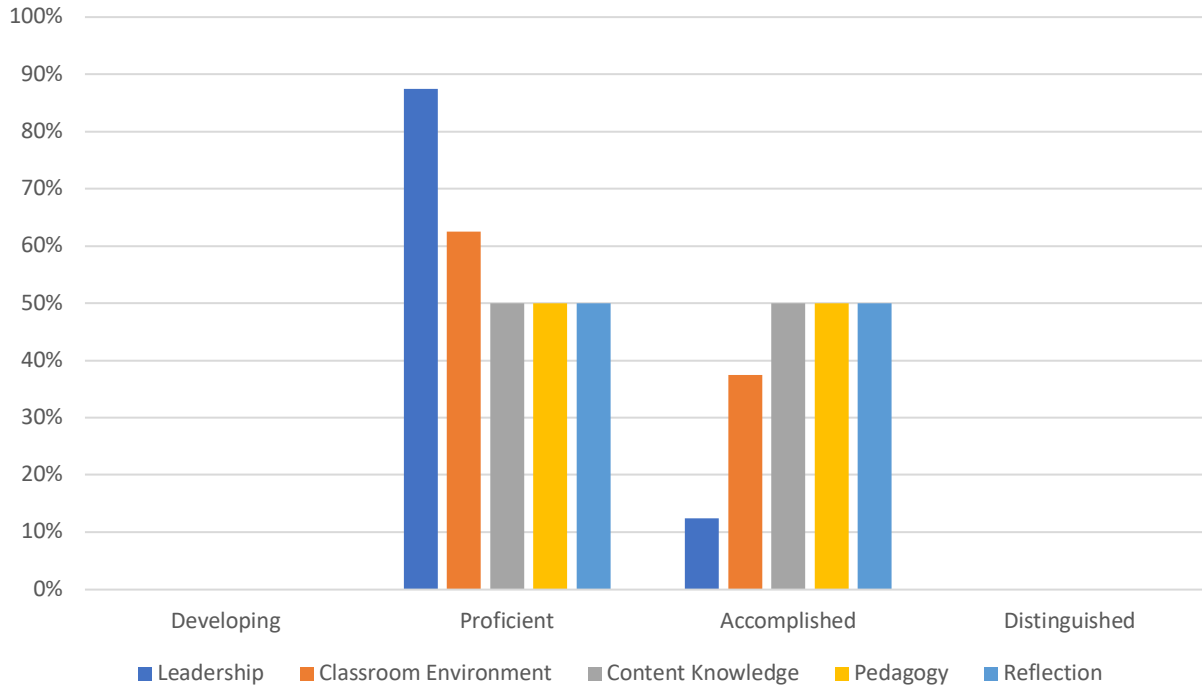
N=8

Completer Ratings on North Carolina Educator Effectiveness System (NCEES) Standards I-V, 2021-2022



N=16

Percentage of Completer Ratings Levels by NCEES Standard (2020-2021)



N=8

*An overview of the NC Professional Teaching Standards can be found at https://files.nc.gov/dpi/north_carolina_professional_teaching_standards_2.pdf

ACCOUNTABILITY MEASURE 2: Satisfaction of Employers and Stakeholder Involvement

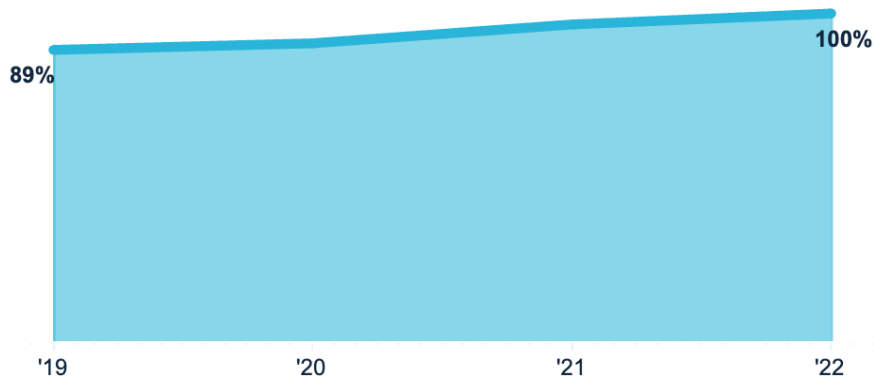
93% of employer responses indicated that Duke EPP graduates were comparable, more effective, or much more effective than other first-year teachers. (2017-2022; N = 14).

ACCOUNTABILITY MEASURE 3: Candidate Competency at Completion

Licensure Exam Pass Rates Over Time

Over Time

Percentage of passes across all attempts by year exam taken
Current year not complete until June 30



ACCOUNTABILITY MEASURE 4: Ability of Completers to be Hired in the Area of Licensure

100% of completers seeking a teaching position were hired.

- **49%** of candidates (N=23) completing program from 2019 – 2021 taught in NC traditional or charter schools within 2 yr(s) of program completion.
- **62%** of candidates (N=13) completing program in '21 taught in NC traditional or charter schools within 2 yr(s) of completion.
- **47%** of candidates (N=9) completing programs in '20 taught in NC traditional or charter schools within 2 yr(s) of completion, and taught for at least two years.