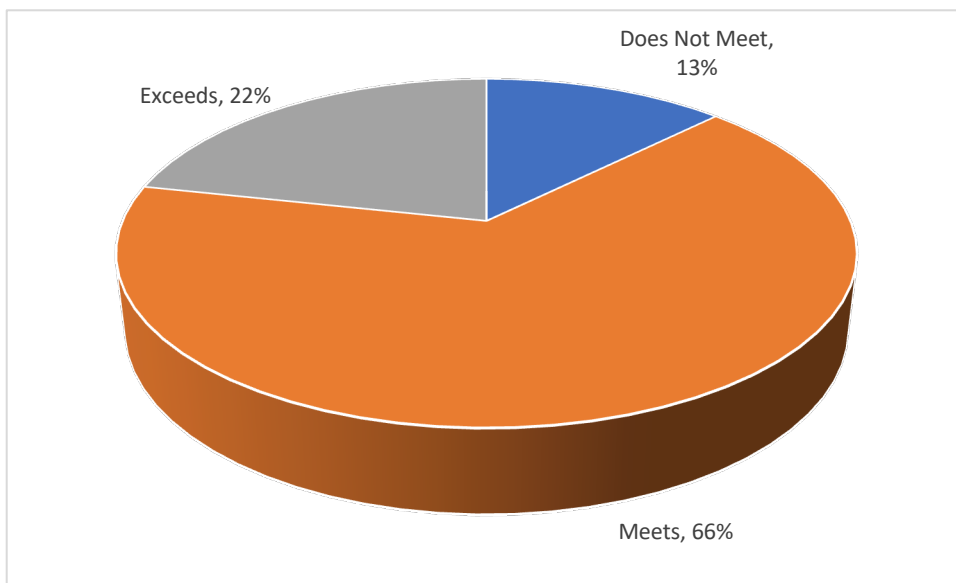


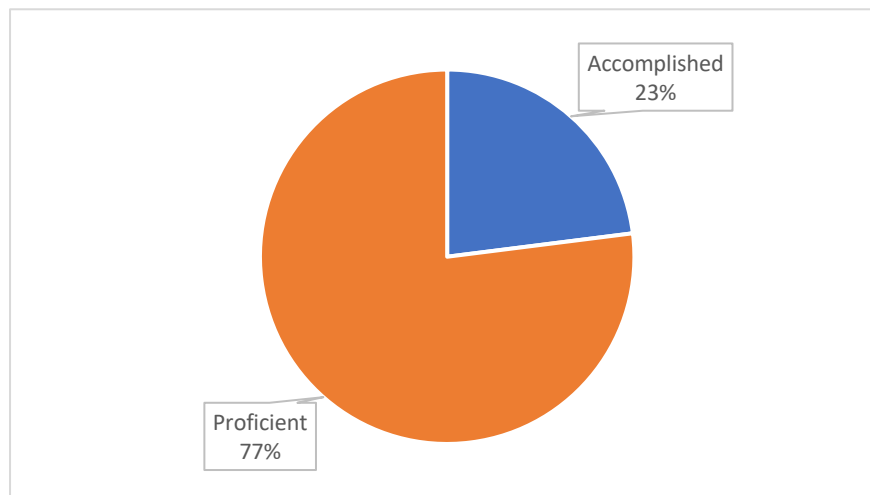
## Educator Preparation Programs Completer Impact Data 2023

### ACCOUNTABILITY MEASURE 1: Completer Effectiveness and Impact on P-12 Student Learning

#### Completer Impact on Student Growth: Ratings on EVAAS



#### Completer Ratings on North Carolina Educator Effectiveness System (NCEES) Standards I-V, 2022-2023



100% of completers were rated as proficient or above on reflection, classroom environment, content, knowledge, leadership, and student learning. (N = 13)

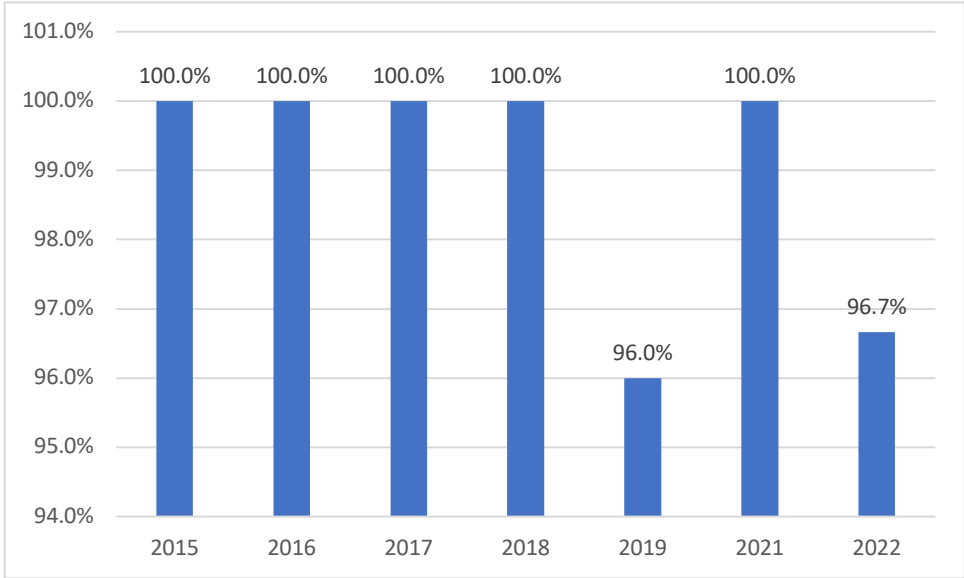
\*An overview of the NC Professional Teaching Standards can be found at <https://www.dpi.nc.gov/north-carolina-professional-teaching-standards-2/download>

### ACCOUNTABILITY MEASURE 2: Satisfaction of Employers and Stakeholder Involvement

**97% of employer responses** indicated that Duke EPP graduates performed different teaching tasks comparably, more effectively, or much more effectively than other first-year teachers. (2017-present; N = 30).

### ACCOUNTABILITY MEASURE 3: Candidate Competency at Completion

**Licensure Exam Pass Rates Over Time**



### ACCOUNTABILITY MEASURE 4: Ability of Completors to be Hired in the Area of Licensure

100% of completers seeking a teaching position were hired.

- 64% of candidates (N=22) completing program in 2021 taught in NC traditional or charter schools within 3 years of program completion.
- 77% of candidates (N=17) completing program in 2022 taught in NC traditional or charter schools within 2 years of completion.
- 70% of candidates (N=10) completing program in 2023 taught in NC traditional or charter schools within 1 year of completion.